

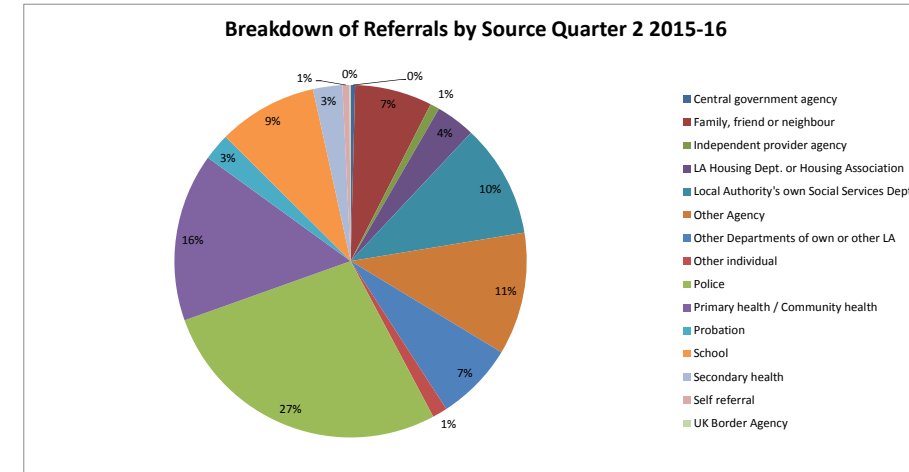
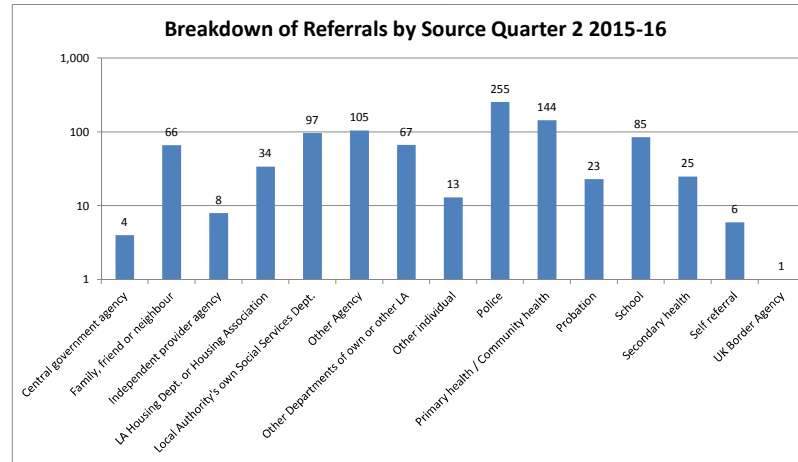
# Referrals - Quarter 2 - 2015-16 Summary

No of Referrals Quarter 2 - 2015 - 16 933

Source of Referral	Total	Total %
Central government agency	4	0.43%
Family, friend or neighbour	66	7.07%
Independent provider agency	8	0.86%
LA Housing Dept. or Housing Association	34	3.64%
Local Authority's own Social Services Dept.	97	10.40%
Other Agency	105	11.25%
Other Departments of own or other LA	67	7.18%
Other individual	13	1.39%
Police	255	27.33%
Primary health / Community health	144	15.43%
Probation	23	2.47%
School	85	9.11%
Secondary health	25	2.68%
Self referral	6	0.64%
UK Border Agency	1	0.11%
<b>Grand Total</b>	<b>933</b>	<b>100.00%</b>

Referrals Started in Next quarter	3
Referrals resulting from Contacts in previous Quarter	1
<b>Total Referrals resulting from Contacts in Current quarter</b>	<b>935</b>

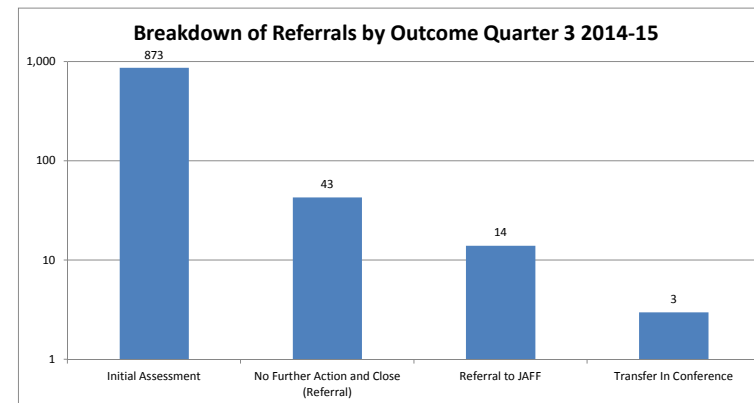
## Breakdown of Referrals by Source Quarter 2 2015-16



## Breakdown of Referrals by Outcome Quarter 2 2015-16

Referral Outcome	Total	Total %
Initial Assessment	873	93.57%
No Further Action and Close (Referral)	43	4.61%
Referral to JAFF	14	1.50%
Transfer In Conference	3	0.32%
<b>Grand Total</b>	<b>933</b>	<b>100.00%</b>

Referrals Started in Next quarter	3
Referrals resulting from Contacts in previous Quarter	1
<b>Total Referrals resulting from Contacts in Current quarter</b>	<b>935</b>



## Total Referrals Over 2 Years

Month	Month Total	Quarter	Quarter Total
Jul-13	387		
Aug-13	362		
Sep-13	326	Q2 - 2013-14	1,075
Oct-13	406		
Nov-13	388		
Dec-13	348	Q3 - 2013-14	1,142
Jan-14	395		
Feb-14	385		
Mar-14	371	Q4 - 2013-14	1,151
Apr-14	339		
May-14	405		
Jun-14	425	Q1 - 2014-15	1,169
Jul-14	368		
Aug-14	256		
Sep-14	345	Q2 - 2014-15	969
Oct-14	371		
Nov-14	360		
Dec-14	327	Q3 - 2014-15	1,058
Jan-15	303		
Feb-15	335		
Mar-15	354	Q4 - 2014-15	992
Apr-15	253		
May-15	286		
Jun-15	318	Q1 - 2015-16	857
Jul-15	342		
Aug-15	340		
Sep-15	250	Q2 - 2015-16	932

